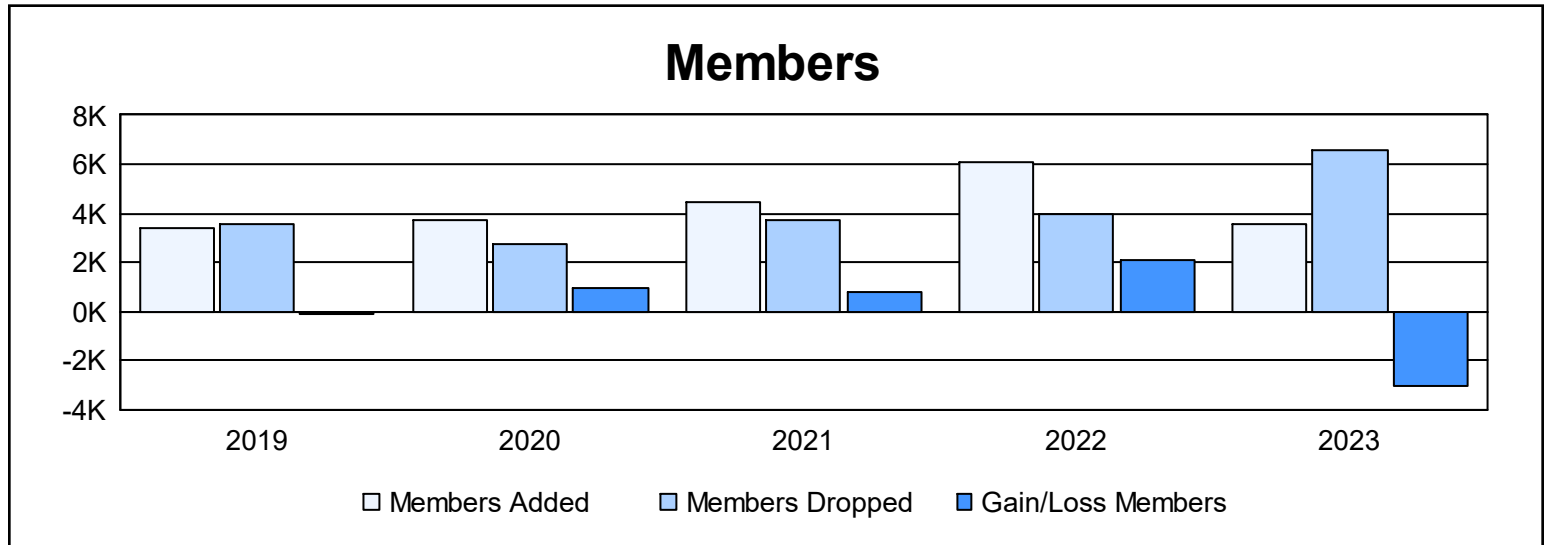
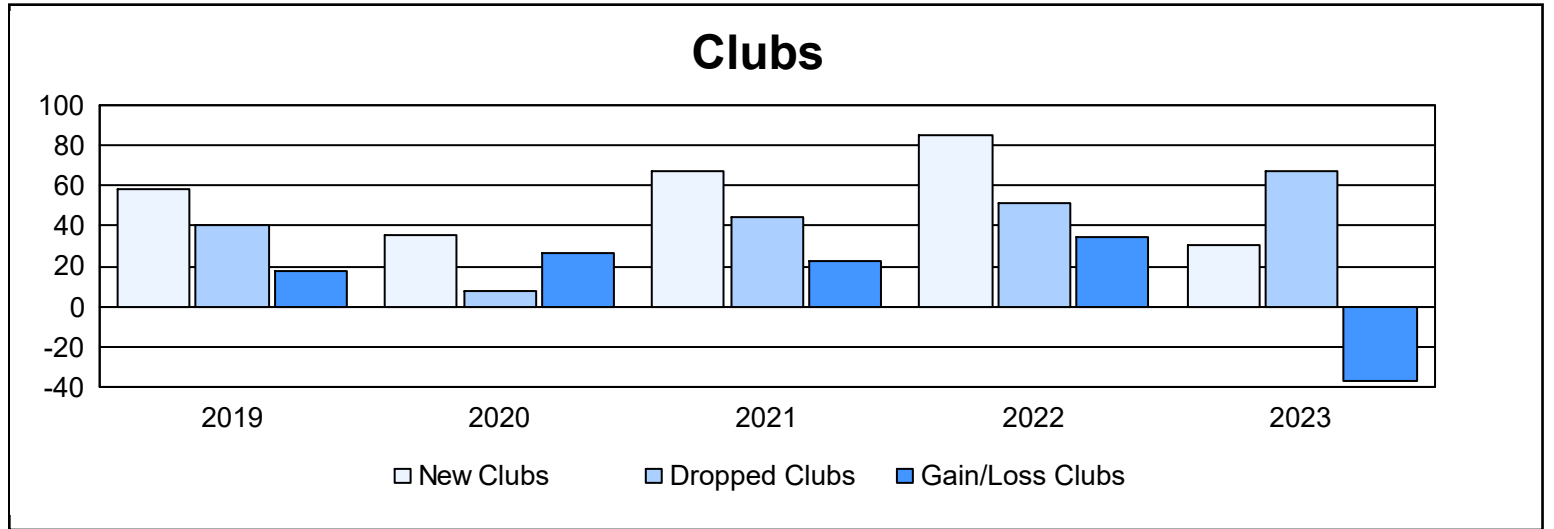
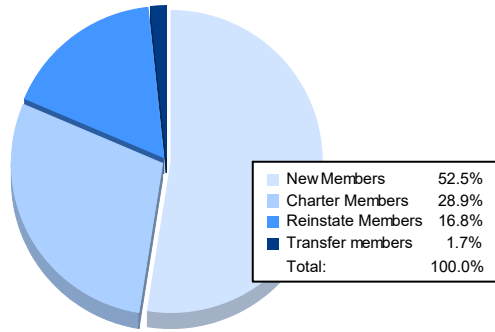


| Year           | New Clubs | Dropped Clubs | Gain/ Loss Clubs | New Members  | Charter Members | Reinstate Members | Transfer Members | Total Member Added | Total Members Dropped | Gain/ Loss Members |
|----------------|-----------|---------------|------------------|--------------|-----------------|-------------------|------------------|--------------------|-----------------------|--------------------|
| 2018-2019      | 58        | 40            | 18               | 1,642        | 1,540           | 175               | 22               | 3,379              | 3,520                 | -141               |
| 2019-2020      | 35        | 8             | 27               | 2,012        | 1,126           | 566               | 15               | 3,719              | 2,743                 | 976                |
| 2020-2021      | 67        | 44            | 23               | 2,306        | 1,871           | 279               | 25               | 4,481              | 3,688                 | 793                |
| 2021-2022      | 85        | 51            | 34               | 2,561        | 2,931           | 525               | 87               | 6,104              | 3,991                 | 2,113              |
| 2022-2023      | 30        | 67            | -37              | 1,874        | 1,032           | 601               | 62               | 3,569              | 6,577                 | -3,008             |
| <b>Average</b> | <b>55</b> | <b>42</b>     | <b>13</b>        | <b>2,079</b> | <b>1,700</b>    | <b>429</b>        | <b>42</b>        | <b>4,250</b>       | <b>4,104</b>          | <b>147</b>         |



### Membership Composition June 2023 Cumulative



### Gender Composition June 2023 Cumulative

